


CATEGORY 6 MT-SERIES UNSCREENED KEYSTONE JACKS

DESCRIPTION

Category 6, Unscreened Keystone Jack, Yellow

KEY FEATURES

- Exceeds TIA-568-C.2 component performance specifications
- Supports TIA-568-C.2 category 6 100 meter channel performance
- Slim profile for the highest density applications
- Improved wire retention and ease of termination with rear 110 type contacts
- Easy-to-read T568A/B wiring scheme color-coded label
- Compatible with Signamax screened snap-in patch panels and work area faceplates
- Circuit identification icons, dust covers, and 110 protection caps included in kit



The Signamax Category 6 Unscreened MT-Series Keystone Jacks The contact design provides enhanced plug-to-jack connection have been designed to meet the need for today's high-bandwidth applications. These connectors are slim in profile for the highest density applications and have the ability to mount either color-coded icons for service identification or dust covers to protect unused jacks from dust and other contaminants.

The contact design provides enhanced plug-to-jack connection integrity, protects against damage caused by insertion of 4- or 6-position plugs. Special design features allow these jacks to be terminated with a standard 110 single-position tool or with the Signamax four-pair tool, and are rated for a minimum of 750 plug insertions providing for the highest level of system reliability.

SPECIFICATIONS

TRANSMISSION PERFORMANCE

- ANSI/TIA-568-C.2: meets or exceeds category 6 (1-250 MHz) component specifications.

TRANSMISSION MEDIA

- Unscreened twisted pair (U/UTP)

JACK TYPE

- 8p8c (8-position, 8-contact) "RJ45" style

WIRING SCHEME (See Figure 1)

- ANSI/TIA-568-C.2: T568A & T568B
- ISO/IEC 11801 2nd Ed.: 8-position pin/pair assignment (1-2/3-6/4-5/7-8)

WIRE GAUGE

- 22 to 24 AWG (0.644 to 0.511 mm)

ELECTRICAL

- *Insulation Resistance:* Min 500 MOhm @ 100 Vdc
- *Dielectric Withstanding Voltage:* 1,000 Vdc/ac peak contact-to-contact @ 60 Hz for 1 min
- *Spring Wire Contact Resistance:* Max 20 mOhm
- *IDC Contact Resistance:* Max 2.5 mOhm
- *Current Rating:* See Figure 2

CONSTRUCTION

- *Housing:* High impact thermoplastic, UL94V-0 fire retardant
- *Jack Spring Wire:* Phosphor bronze alloy plated with 50 µin of gold over 70 to 100 µin of nickel
- *IDC:* 110 type, phosphor bronze alloy with 100 µin 100% tin alloy

Figure 1: Wiring Schemes

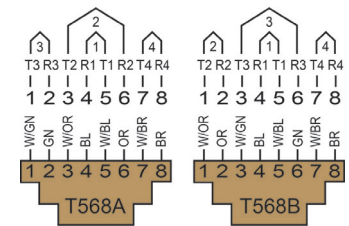
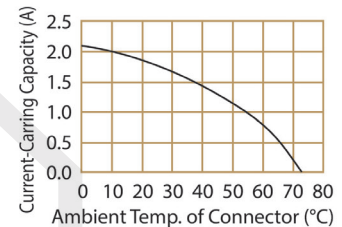


Figure 2: Current Rating



MECHANICAL

- Total Contact Force: Min 800 g for 8 wire leads
- Retention: 50 N (11 lbf) for 60 ± 5 s
- Mating Cycle Life: Min 750 cycles

FOOTPRINT

- Standard keystone footprint

MOUNTING DIMENSIONS:

- 1.18" D x 0.67" W x 0.76" H (30.0 mm x 16.9 mm x 19.3 mm)

ENVIRONMENTAL CONDITIONS

- Operating Temperature: 14 °F to 140 °F (-10 °C to 60 °C)
- Storage Temperature: -40 °F to 158 °F (-40 °C to 70 °C)
- Operating RH: 93% Max (non-condensing)

COMPLIANCE

- ANSI/TIA-568-C.2, IEC 60603-7, FCC Part 68 Subpart F, UL 94V-0

APPLICATIONS

- X.21, V.11, S0, ISDN, CSMA/CD 10BASE-T, 100BASE-TX, 100BASE-T4, 100BASE-T2, 1000BASE-T, 10GBASE-T, TR 4/16/100, 100BASE-VG, ATM LAN 25/51/155, TP-PMD

WARRANTY

- 5 - Year Limited Component